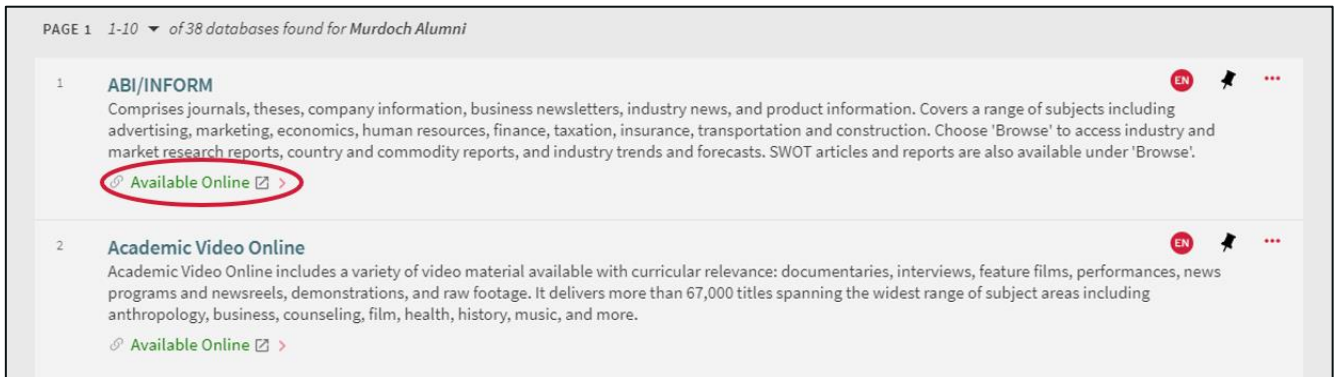


Library access for Alumni









Access to online resources

Due to licensing restrictions, the Library is only able to provide access to selected online resources from off-campus to alumni members

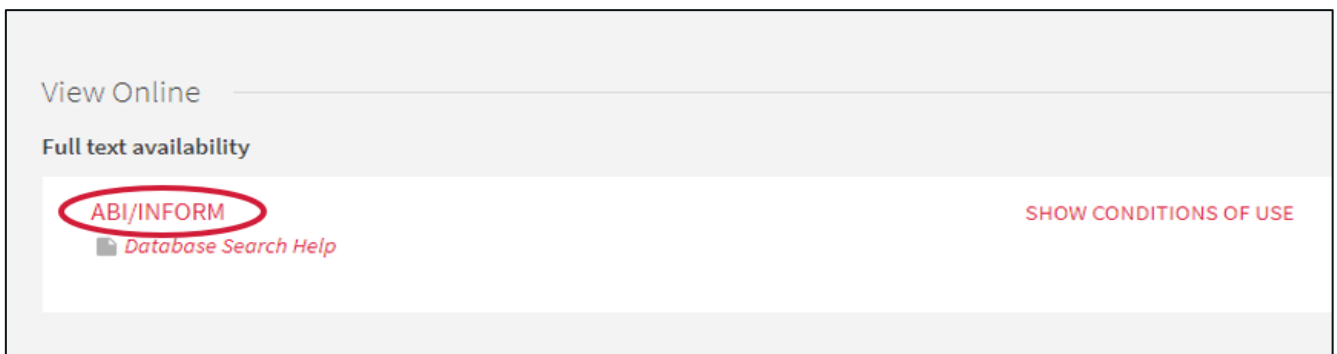
To access these databases, you do not need to apply for membership. Simply select a database from the [Databases for alumni](#) list, then click Available Online, as indicated below:



PAGE 1 1-10 ▾ of 38 databases found for Murdoch Alumni

- ABI/INFORM** EN  
Comprises journals, theses, company information, business newsletters, industry news, and product information. Covers a range of subjects including advertising, marketing, economics, human resources, finance, taxation, insurance, transportation and construction. Choose 'Browse' to access industry and market research reports, country and commodity reports, and industry trends and forecasts. SWOT articles and reports are also available under 'Browse'.
[Available Online](#)  
- Academic Video Online** EN  
Academic Video Online includes a variety of video material available with curricular relevance: documentaries, interviews, feature films, performances, news programs and newsreels, demonstrations, and raw footage. It delivers more than 67,000 titles spanning the widest range of subject areas including anthropology, business, counseling, film, health, history, music, and more.
[Available Online](#)  


Then click the database link under View Online:



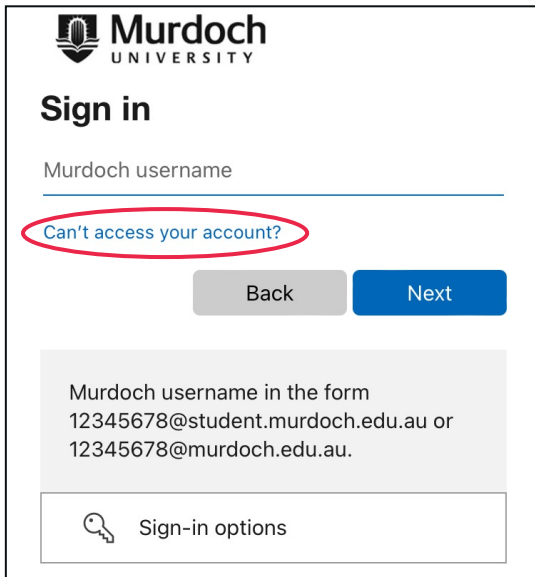
View Online

Full text availability

ABI/INFORM [SHOW CONDITIONS OF USE](#)

 Database Search Help

Then use your past Murdoch student email and password to log in. If you have forgotten your password, you can reset it using the 'Can't access your account?' link:



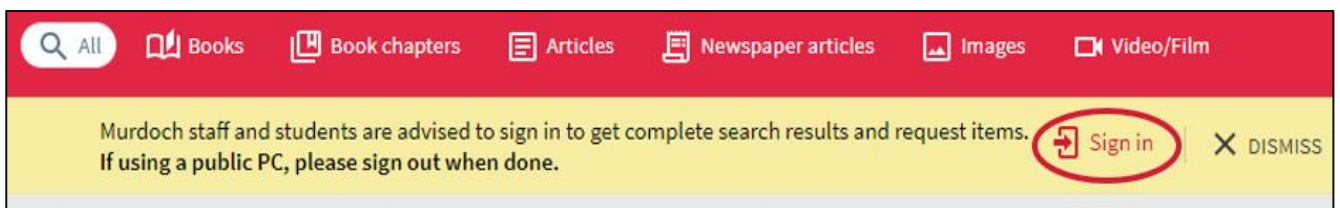
The screenshot shows the Murdoch University sign-in page. At the top left is the Murdoch University logo. Below it is the heading "Sign in". There is a text input field labeled "Murdoch username". Below the input field is a link "Can't access your account?" which is circled in red. Below the link are two buttons: "Back" and "Next". Below the buttons is a grey box containing the text: "Murdoch username in the form 12345678@student.murdoch.edu.au or 12345678@murdoch.edu.au." At the bottom of the page is a "Sign-in options" button with a key icon.

Borrowing from the Library

If you want to borrow items from the Library, apply for an alumni Library membership: [Apply online](#)

Your membership is valid for 3 years. Visit the Library help desk to request your alumni library card. For borrowing information, see [Borrowing from our libraries](#).

Once your membership is active, you can sign in to MyLibrary via the link on any Library Search page to view your account, current loans and to renew loans:



The screenshot shows the Murdoch University Library search page. At the top is a red navigation bar with icons and labels for "All", "Books", "Book chapters", "Articles", "Newspaper articles", "Images", and "Video/Film". Below the navigation bar is a yellow banner with the text: "Murdoch staff and students are advised to sign in to get complete search results and request items. If using a public PC, please sign out when done." To the right of the text is a "Sign in" button with a key icon, which is circled in red, and a "DISMISS" button with an 'X' icon.